

SAFETY MANAGEMENT SYSTEM

In the event of any incident involving the PONTOON / guest or 3rd Party, Please complete an Incident Report with a staff member upon your return

Fire extinguishers

Fire Extinguishers are located under the helm of the pontoon boat

If a fire breaks out, the primary concern is for the safety of the passengers on board. Please endeavour to park the pontoon and everyone should disembark as quickly as possible.

The pontoon is to be evacuated and all crew accounted for. Please use your mobile phone to call 000 for the fire department, after which call base on 50233375.

Hitting a submerged object

If the pontoon boat hits a submerged object, don't panic. The pontoon boat is constructed of compartmentalized pontoons and even if one is damaged the others are sufficient to keep it well afloat. As a precaution please don lifejackets immediately and call base on 50233375. Please moor as soon as possible after hitting the submerged object so that staff can attend if required and access the damage and determine whether immediate repairs are required.

Steering is lost, possibly due to prop damage. Anchors are located at the front; these can be thrown out and will stop the boat from drifting. Call base 50233375

Evacuation procedures

If it is necessary to evacuate the pontoon boat, all crew should don lifejackets (as required) and assist the elderly and young children. Please endeavour to park the boat and everyone should disembark as quickly as possible taking minimal belongings.

Bridges

Passage under the Chaffey Bridge is under any of the 3 middle spans. Clearance must be kept away from the bridge supports

Man overboard

If children are supervised and all passengers stay within the confines of the handrails the risk of a “person” overboard is minimized. It is recommended that lifejackets be worn when swimming by all ages.

At least one person should be put on lookout to “SPOT” where the person was last seen or went overboard. At no time should the driver leave the helm. Take care when turning the boat around as the boat reactions are slow and heavy and you could possibly run over the person in the water. NEVER reverse up. Keep a safe distance from the person in the water and aid in retrieving them. Throw them a life jacket if not wearing one. Ensure the motors are disengaged as they climb back onto the pontoon boat.

If it is deemed necessary to enter the water to assist the person (ie: a child), ensure the rescuer is wearing a lifejacket to prevent against further accidents. A member of the crew should oversee the rescue.

If the person overboard cannot be located then call 000 emergency services and remain in the area to direct rescuers to the site.

You must report any incident or accident involving the vessel through to base on (03) 5023 3375. Staff will attend if required

DRUGS & ALCOHOL

- It is an offence to operate a vessel under the influence of alcohol or other drugs.
- The blood alcohol limit for operating a vessel is 0.05 if you are over 18 or 0.00 if you are under 18, the same as for driving a car. The driver of the boat must be over 21 years of age and hold a full drivers licence
- Police and NSW Maritime Boating Safety Officers patrol the NSW waterways. Operators of vessels underway may be subject to random breath testing. A vessel operator includes any person who is steering or exercising control of a vessel.
- Heavy penalties, could be faced by any operator found to be over the blood alcohol limit.

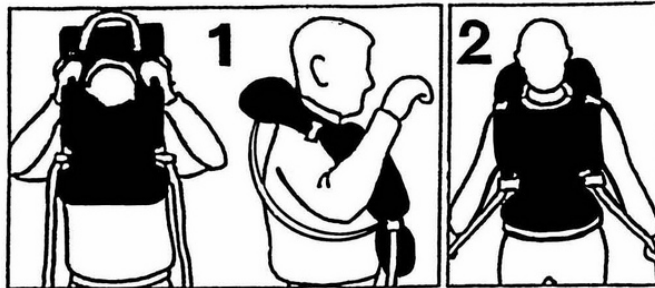
LIFE JACKETS

Life Jackets and safety gear are stored under the front seats of the pontoon boats and under the helm, please make yourself aware of their location before sailing. Adult and smaller, child sized life jackets are available on request and can be used by children for swimming. We recommend wearing of life jackets in all recreational vessels.

. Children 12 & under **MUST** wear a life jacket in **all** motorized craft. All Seasons Houseboats & their staff are not liable for any fines issued by NSW Maritime ie: not wearing life jackets, over loading etc.

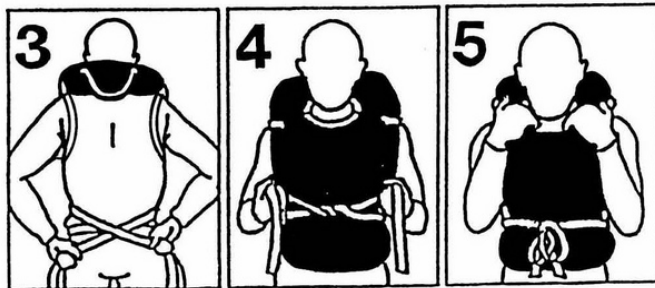


Coastal Life Jacket Donning instructions



Place head through opening.

Pull both bottom tapes sideways to enable jacket to fit snugly under chin.



Cross tapes at back.

Tie firmly at front in groove between middle and bottom sections.

When jumping grasp neck opening very firmly and pull down hard with both hands as you enter water.

EMERGENCY CONTACT NUMBERS

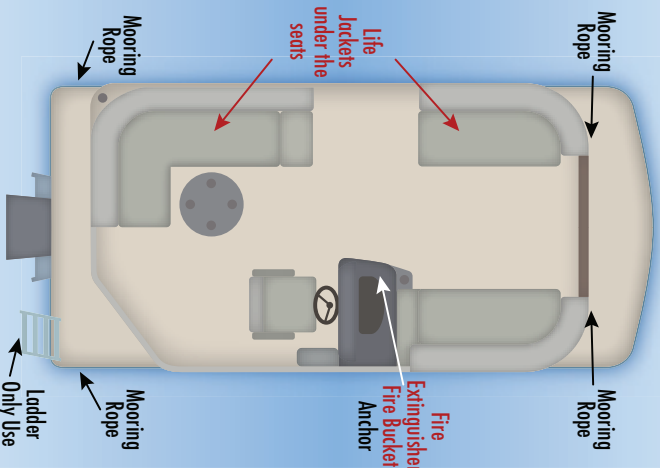
Fire Brigade	000
Police	000
Ambulance	000
State Emergency Services (Storms etc.)	13 2500

For all other emergencies please call the office

5023 3375



DRIVER MUST REMAIN SOBER WITH .05 BAC



- 1X Bailer
- 1X Anchor
- 1X Fire Extinguisher
- 1X Fire Bucket
- 1X Fire & Safety Plan
- 10X Life Jackets
- 1X First Aid Kit
- 1X Paddle
- 1X Emergency Torch

milduradocksidemarina.com


How to use a life jacket

- 1 Place head through opening
- 2 Pull both straps sideways to enable jacket to fit snug under chin
- 3 Cross straps at back
- 4 Fasten buckle and pull tight
- 5 When jumping grasp neck opening very firmly and pull down hard when entering water

How to use fire extinguisher

- 1 Pull the Pin
- 2 Aim at base of fire
- 3 Compress handle
- 4 Exhaust flames

Scan QR code for your Pontoon Boat Safety Management Plan

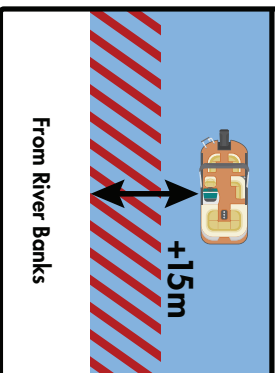


EMERGENCY CALL 03 5023 3375 OR 000

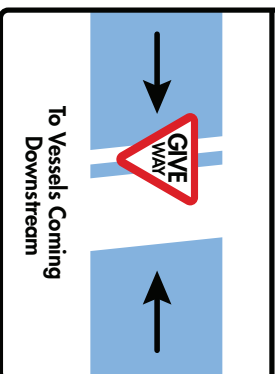
Dockside BOAT HIRE
PONTON BOAT

Safety Instructions

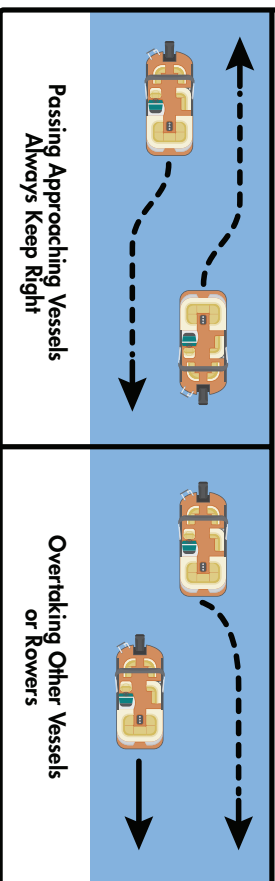
Maintain a Safe Distance



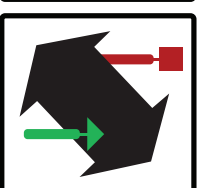

Give Way Through Bridges



Always Keep To The Right



MAINTAIN A GOOD LOOKOUT AND OPERATE AT A SAFE SPEED



WHAT TO DO IN CASE OF EMERGENCY

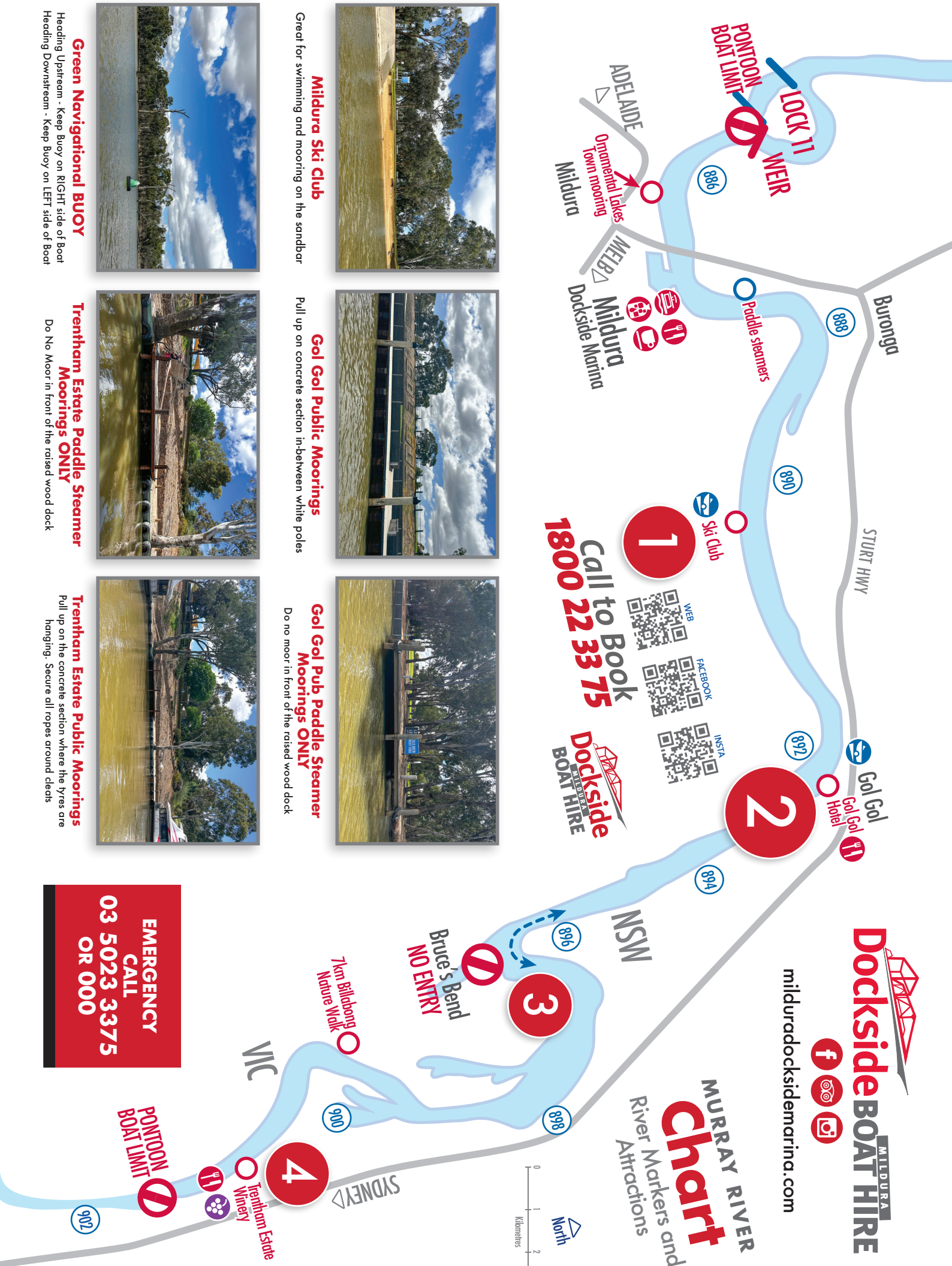

YOU SHOULD REMAIN CALM AND PUT ON LIFE JACKETS

CALL 03 5023 3375 OR 000

AND STATE THE FOLLOWING

- WHAT THE EMERGENCY IS
- YOUR LOCATION / MARKER
- HOW MANY PASSENGERS ARE ON BOARD

MURRAY RIVER
Chart
River Markers and Attractions



1
Call to Book
1800 22 33 75
Dockside BOAT HIRE




Mildura Ski Club

Great for swimming and mooring on the sandbar



Gol Gol Public Moorings

Pull up on concrete section In-between white poles



Gol Gol Pub Paddle Steamer Moorings ONLY

Do no moor in front of the raised wood dock




Green Navigational BUOY

Heading Upstream - Keep Buoy on RIGHT side of Boat
Heading Downstream - Keep Buoy on LEFT side of Boat



Trentham Estate Paddle Steamer Moorings ONLY

Do No Moor in front of the raised wood dock



Trentham Estate Public Moorings

Pull up on the concrete section where the tyres are hanging. Secure all ropes around cleats

EMERGENCY CALL
03 5023 3375
OR 000